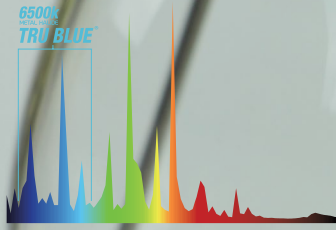


TRU BLUE[®] 600W METAL HALIDE



600W TRU BLUE[®] 6500K OPEN-RATED METAL HALIDE LAMP

PERFORMANCE

Initial Lumens: 58,000
Lamp Lumens Per Watt: 97
Rated Life: 10,000 hours
Color Temperature: 6500k
Color Rendering Index (CRI): 60
Burning Position: Universal
Bulb Designation: BT37
Fixture Rating: Open/Closed
To 90% Warm Up Time: 4 min
Hot Restart Time: 10-15 min
ANSI Designation: S106

PHYSICAL DATA / REQUIREMENTS

Base Designation: EX39
Bulb Diameter: 121 mm (max)
Max Overall Length (MOL): 292 mm (max)
Light Center Length (LCL): 178 ± 5 mm
Effective Arc Length: 52.5 mm
Max Base Temperature: 210°C
Max Bulb Temperature: 430°C
Socket Pulse Rating (KV): ≥5KVA
Socket Style: MOGUL



Project: _____

Type: _____

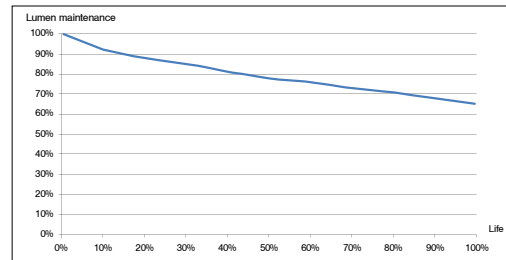
Comments: _____

Prepared by: _____

ELECTRICAL DATA / REQUIREMENTS

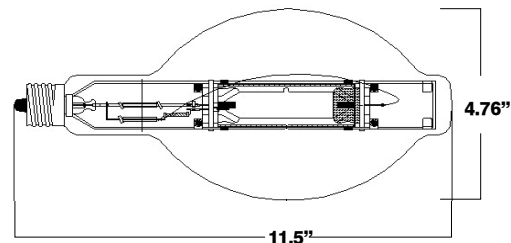
Lamp Wattage: 600W
Operating Voltage: 135V
Operating Current: 6.2A

LUMEN MAINTENANCE



*Lamp Rated Life = 10,000 Hrs

DIMENSIONS



Dimensions: L 11.5" x W 4.76" x H 4.76"

Weight: 1 lb / .45 kgs

Item No. **GLL-600-MH**

GROWLITE.COM

7885 N Glen Harbor Blvd
Glendale, Arizona 85307
800.533.3948

Specifications are subject to change without notice.