


## OG-315-E SYSTEM

### 315W CMH Lamp Economy Open Reflector High Performance Grow Light System

The OG-315 was designed specifically for 315W CMH lamps. The design and performance of this reflector puts it in a class all by itself.

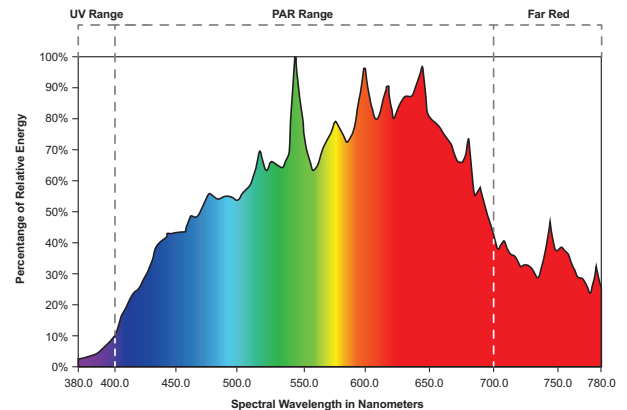
The specular reflector with micro-bends efficiently focuses all available light produced by the lamp down to the plant canopy. No other horticulture fixture offers this micro-bend design. This one-of-a-kind reflector doubles the intensity of competitive products resulting in faster plant growth, better quality and higher yields than any other 315W system on the market.



#### FEATURES

- The parabolic reflector outperforms square and rectangle reflectors
- The specular, micro-bend reflector dramatically outperforms hammertone reflectors
- Unique reflector design saves energy by increasing the performance of the 315W CMH lamp to the level of a 600W HPS lamp
- Compact, vertical design provides superior photometric uniformity for a level canopy
- Extremely lightweight allowing the reflector to be mounted at various angles and to be used for interlighting and supplemental applications
- Full-spectrum 315W CMH lamp with enhanced red spectral energy
- Operates all 315W CMH lamps
- Soft Start stabilizes start-up loads and extends lamp life and performance
- LED status displays voltage and wattage in normal operation
- 6' 120VAC Power cord provided
- 120/208/240/277VAC Voltage sensing input
- Standard S-Type lamp connector

AVAILABLE WHILE  
SUPPLIES LAST



#### ORDERING INFORMATION

Example: GLH-OG-315-E-315-CSI-120/277

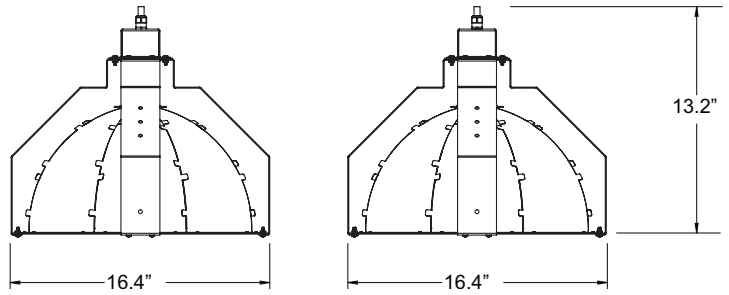
System/Configuration	Description	
GLH-OG-315-E-315-CSI-120/277*	OG-315 Vertical Open SE Reflector, 315W CMH T15 SE lamp, 315W ballast	
Individual Products	Description	Weight
<a href="#">GLH-OG-315-E</a>	OG-315 Vertical Open SE Reflector	13.6 lbs (6.2kgs)
<a href="#">GLL-315-CSI-T15</a>	315W CMH T15 SE lamp	1.0 lbs (0.45kgs)
<a href="#">GLB-315-A-120/277</a>	315W ballast 120/277VAC	5.5 lbs (2.5kgs)

\*Consult factory for additional accessories

## SPECIFICATIONS

### REFLECTOR ([GLH-OG-315-E](#))

- Constructed of heavy-duty 22 gauge steel
- Standard with 15' cord and ballast plug
- 315W CMH
- One (1) pair of V-Hooks for mounting
- Five Year Warranty (Terms and Conditions Apply)



### 315W BALLAST ([GLB-315-A-120/277](#))

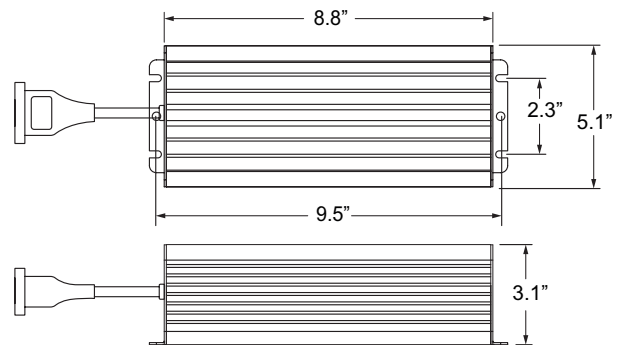
- Operates all 315W CMH lamps
- Soft Start stabilizes start-up loads and extends lamp life and performance
- LED status displays voltage and wattage in normal operation
- 6' 120VAC Power cord provided
- 120/208/240/277VAC Voltage sensing input
- Standard S-Type lamp connector
- Three Year Warranty (Terms and Conditions Apply)

### PERFORMANCE

- Rated Voltage: AC90-305VAC
- Input Frequency: 50/60Hz
- Ambient Operating Temperature (TA): -25°C to 50°C
- Crest Factor (CF): <1.5
- Power Factor (PF):  $\geq 0.95$
- Total Harmonic Distortion (THD): <20%
- Current Draw: 2.84A @ 120VAC, 1.42A @ 240V, 1.23A @ 277VAC

### PROTECTIONS

- Short Circuit
- End of Lamp Life (EOL)
- Ignition Failure
- Over/Under Voltage
- Open Circuit
- Hot-Start
- Overheat



### 315W CMH T15 SE LAMP ([GLL-315-CSI-T15](#))

#### PHYSICAL DATA / REQUIREMENTS

- Lamp Wattage: 315W
- Operating Voltage: 100V
- Operating Current: 3.15A
- Initial Lumens: 34,000
- Lamp Lumens Per Watt: 102
- Rated Life: 20,000 hours
- Color Temperature: 4000K
- Color Rendering Index (CRI): 95
- Burning Position: Universal
- Bulb Designation: T15
- Fixture Rating: Open/Enclosed
- ANSI Designation: C182/O
- One Year Warranty (Terms and Conditions Apply)

